



Welcome by Mr Jason Wong, Vice Principal






Ministry of Education
SINGAPORE

A GREAT START TO PRIMARY SCHOOL



WHAT IS PRIMARY SCHOOL ABOUT?



Laying a strong foundation

Nurturing well-rounded individuals & passionate lifelong learners

Providing learning opportunities, recognising our children's strengths & developing their potential

Preparing our children for the future

Providing a safe learning environment to support their well-being



A large, bold red number '5' is positioned on the left side of the slide. The background behind it shows a close-up of ocean waves with white foam and greenish-blue water.

5

lessons

I wish I knew when my first
child went to P1.



Lesson 1:
It can be scary

Your primary school and their primary school experience is going to be different ... but your stories matter.





Lesson 2:

Start good routines

P1 CHEAT SHEET

Guide your child to do the following independently:



Take their temperature using a thermometer



Practise consistent pre-bedtime routines and have at least 9 hours of sleep



Wash their hands, toilet training



Buy food at the canteen



Pack their bag and check for materials



Dress themselves



Make healthy food choices



Knowing when and how to ask for help

KEY TIPS:

- recognising small successes
- praising the process, not the person
- focusing on the efforts, not the outcomes

Lesson 3: Emotional ... Manage



**Enjoy the different experiences along with
the different emotions that come with it.
GIVE ROOM FOR YOUR CHILD TO HANDLE DIFFICULT SITUATIONS**

IT IS A HUGE PART OF THEIR EDUCATION!



Lesson 4: Attitudes over Grades

Holistic development of Primary 1



No examinations and weighted assessments at P1 and P2 to encourage the joy of learning.



Focus on building greater confidence and nurturing a stronger intrinsic motivation to learn



Offering age-appropriate assessment strategies to support learning

Nurturing Positive Attitudes

Developing the right learning attitude will help your child learn better. You can encourage your child to:




Ask questions about their experiences and their observations on the world around them



Reflect on learning experiences, learn from mistakes and try ways to do something better



Persevere even when faced with challenges



Knowledge, Skills & Dispositions for the start of Primary 1



Values, Social-Emotional Competencies, Citizenship Dispositions



Art



English Language



Mathematics



Mother Tongue Languages



Music



Physical Education

- Understand and Care for Oneself
- Show Care and Respect for Others
- Make Responsible Decisions and Act on Them

- Enjoy Participating in Art
- Express Ideas and Feelings through Art
- Demonstrate Awareness of Art from Different Cultural Groups

- Listen and Speak for Enjoyment and Information
- Read with Enjoyment and Understanding
- Communicate Ideas and Information through Writing or Using Symbols or Letter-Like Shapes

- Basic Understanding of Numbers Up To 10
- Recognise Simple Patterns
- Compare Quantities Between Two Groups of Objects

- Enjoy and Show an Interest in Learning Mother Tongue Language.
- Enjoy and Show an Interest in Listening and Speaking in Mother Tongue Language.
- Demonstrate Awareness of Local Ethnic Culture

- Enjoy Participating in Music and Movement Activities
- Express Ideas and Feelings through Music and Movement Activities
- Demonstrate Awareness of Music and Movement from Different Cultural Groups

- Enjoy Physical Activities
- Display Coordination in Motor Tasks
- Demonstrate Awareness of Healthy Habits and Safety

Lesson 5:
You've got a
friend in me



FRIENDSHIPS

A lot of ISSUES AT PRESCHOOL ARE FRIENDSHIP ISSUES

Start building social skills at home, especially the skill of de-escalation

As adults, let's be role-models.



**PARTNERSHIP -WE ARE ON THE
SAME TEAM!**



Working Together for a Caring and Enabling Environment

- Your child spends half a day in school from Mondays to Fridays.
- Children may behave differently in school, hear the teacher's observations of your child in school.
- Speak to the teachers about your concerns.
- Give time for them to investigate any issues that had happened between students.



CALLING ALL PEI TONG DADS...

PEI TONG DADS



Leading Families. Bonding for life.



<https://go.gov.sg/peitongdads>

<https://go.gov.sg/peitongdads>

Scan this QR code if you are interested to be part of our Pei Tong Dads Community!





Welcome by Miss Chan Wen Hui Year Head (Lower Primary)



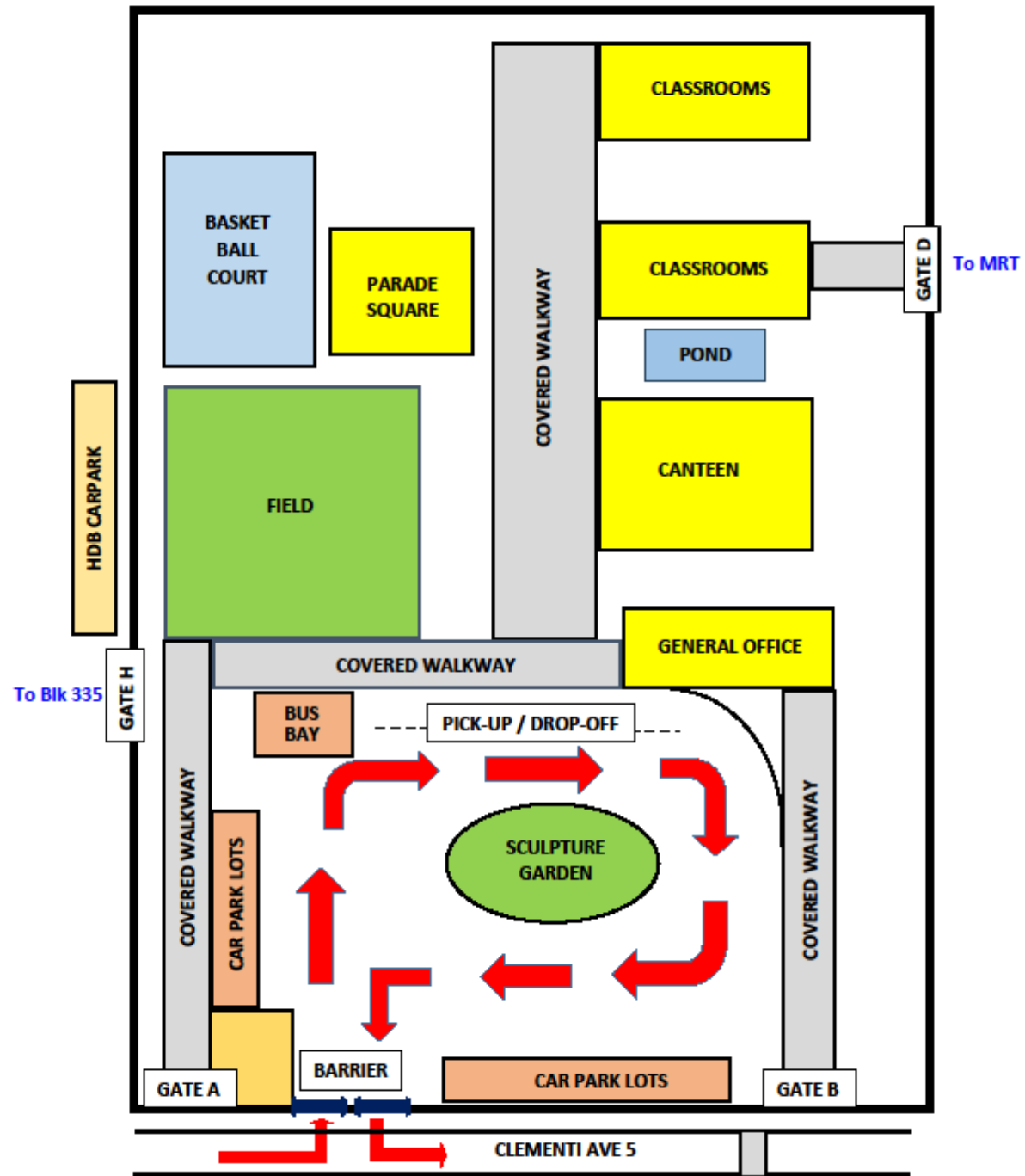
SCHOOL HOURS

	Monday to Wednesday	Thursday and Friday
School Start Time	7.30 a.m.	7.30 a.m.
School Dismissal Time	1.30 p.m.	1.00 p.m.
	CCA: Tuesdays and/or Thursdays (P3 to P6 CCAs) *Make arrangements to fetch P1 child if elder sibling has CCA on these days.	

*Arrive early for silent reading.

Students who arrive after 7.30am will be considered late for school.

PEI TONG PRIMARY SCHOOL



Gate A

- Gate A is nearest to the bus stop along Clementi Avenue 5.
- Beside the main entrance.
- Follow the sheltered walkway to the security check in at the foyer.



**Open from 7 a.m. to 7 p.m. from Monday to Friday
(including school holidays)**

Gate H

- Gate H is along the sheltered walkway as you head in/out from Gate A
- This exit leads towards Blk 335 and the carpark beside Pei Tong.



	Morning	Dismissal Time	
	Monday to Friday	Monday to Wednesday	Thursday, Friday
Gate H	7a.m to 7.30a.m	1.30p.m to 1.50p.m.	1p.m. to 1.20p.m.

Gate B

- Gate B is nearest to the traffic crossing along Clementi Avenue 5.
- The traffic crossing is sheltered, and it leads to Gate B.



	Morning	Dismissal Time	
	Monday to Friday	Monday to Wednesday	Thursday, Friday
Gate H	7a.m to 7.30a.m	1.30p.m to 1.50p.m.	1p.m. to 1.20p.m.

Gate D

- Gate D is nearest to the classroom blocks and faces Clementi MRT station.
- This exit leads to a sheltered pathway.



	Morning	Dismissal Time	
	Monday to Friday	Monday to Wednesday	Thursday, Friday
Gate H	7a.m to 7.30a.m	1.30p.m to 1.50p.m.	1p.m. to 1.20p.m.

Walkway to Gate D

Phase 3: November 2024 to December 2031

LEGEND

- CR208 Worksite (Hoarded)
- EW23 & Entrances
- Existing Sheltered Walkway
- Existing Sheltered Walkway (To be Removed)
- Diverted Sheltered Walkway (2m)
- Diverted Sheltered Walkway (2m) + additional space for Waiting Area



Name Tag

Indicate the external student care your child is attending

e.g. NASCANS@Clementi

External student care

Student Name

Class


Dismissal arrangement
Inform the teacher and the appropriate sticker will be pasted by the teacher



Gate A



Gate H




Gate B



Gate D



NASCANS@Pei Tong



Write school bus number in the circle

DISMISSAL ROUTINES

Inform your child of the dismissal arrangement (Eg: Meet at Gate A, B, D, H, school bus, SCC, external student care etc)

If there are changes to the dismissal arrangements, inform the relevant parties.

For example:

School bus → Liaise with the bus vendor directly

NASCANS SCC → Liaise with SCC mentors

External after-school care → Liaise with the external student care vendor

School gate → Inform your child not to exit the gate without seeing you

Waiting for older siblings at gates → Remind your child before school

DISMISSAL ROUTINES

If you need to fetch your child from school before dismissal,

- Inform the Form Teacher at least a day in advance.
- Approach the general office staff for assistance.

***Teachers could be occupied in class or involved in meetings.**

Do not convey information through teachers if your child attends NASCANS, external student care or takes the school bus. Update any changes to their dismissal arrangements with the respective vendors.

DISMISSAL ROUTINES

By Car

You may park at the HDB carpark and pick up your child from the respective gates.

On rainy days, parents are allowed to drive into school 30 minutes after dismissal to pick your child.

For NASCANS SCC dismissal, parents can only drive in to pick up your child after 4.30pm.

By the gates

Parents/caregivers are to wait outside gates.

Allow students to walk out in an orderly manner.

COMMUNICATION









1. Parents Gateway

- **Receive letters/consent forms**
- Travel declaration
- School Calendar
- Edusave Standing Order
- eGIRO setup
- Financial assistance

SingPass will be required to access Parents Gateway.

Please download the app from Apple Store or Google Play.

Services

 Declare travels	 SchoolFinder
 School Calendar	 eGIRO Setup
 Edusave Standing Order	 Financial assistance

COMMUNICATION

2. School office

- Operating hours
School Term: 7am – 6pm
School Holiday: 7.30am – 6pm
- Tel No: 6777 5458
- Fax No: 6778 9784
- Email : ptps@moe.edu.sg



Form Teachers are parents first point of contact.

If there are any concerns to surface, please speak to the form teachers first so they can assist in answering your queries.

COMMUNICATION

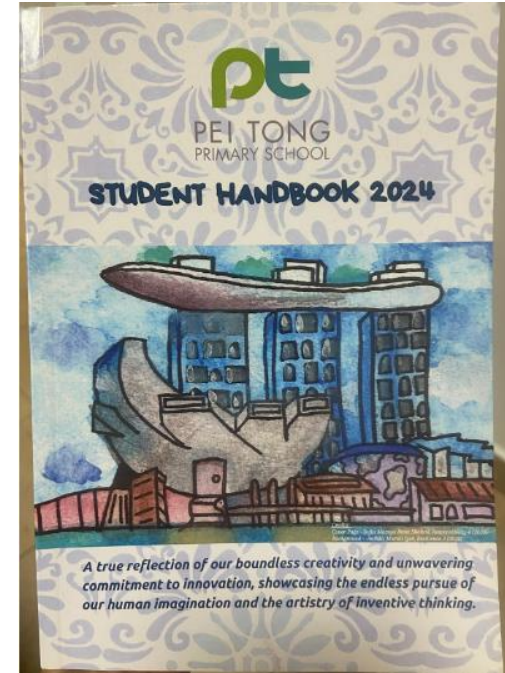
3. Student Handbook

- School terms and holidays
- School rules and discipline philosophy
- Note down homework and things to bring.



4. Class Dojo

- Your child's form teacher may inform you to download the app 'Class Dojo' from Apple Store or Google Play Store to communicate with you directly on matters pertaining to the class.



ABSENCE FROM SCHOOL

When your child is unwell,

- Inform the Form Teacher of the reason for your child's absence on the day (Email or ClassDojo private message)
- Submit medical certificate (MC) or written letter to Form Teacher the following day

Any other unforeseen circumstances,

- provide reasons for absence (Email or ClassDojo private message)

Note: Students should not be travelling out of the country during the school term.



PERSONAL APPEARANCE

SCHOOL UNIFORM






PE ATTIRE



WE LOOK AHEAD

PERSONAL APPEARANCE



PERSONAL APPEARANCE

Hairstyles not accepted for boys



Expected standard

- Hair not touching the eyebrow or ears.
- No flamboyant hairstyles

WE LOOK AHEAD

Parent Support Group (PSG)

Mr Teo Yep Hao
PSG Chairperson



WE LOOK AHEAD



ENGAGEMENT OF PSG/PV AT A GLANCE (2024)

31
EVENTS/ SCHOOL PROGRAMMES

178
PARENTS



<https://go.gov.sg/peitongparents>

A group of six school children, three girls and three boys, are sitting on a white circular table with an orange cushioned top in a library. They are all wearing white school uniforms with dark green collars and are giving thumbs up. The background shows bookshelves filled with books and a green wall with a cartoon elephant and other decorations. The text "START RIGHT END STRONG" is overlaid in the center of the image.

**START RIGHT
END STRONG**